





































EXCHANGE TIPS

<p>for Twin Marker</p> 	 <p>699.043 Soft Brush</p>	 <p>699.045 2-6 mm Broad</p>	 <p>699.044 1-4 mm Round</p>		
<p>for 1-2 mm</p> 	 <p>699.008 1 mm Specialtech</p>	 <p>699.033 1 mm Extra Fine Crossover</p>	 <p>699.030 1,5 mm Crossover</p>	 <p>699.009 2 mm Round</p>	
<p>for Twin Pump Marker</p> 	 <p>699.037 1,5 mm Crossover Twin Pump Marker</p>	<p>Hinweis: Nur für die Twin Pumpmarker geeignet. Länge der Aussparung = 0,5 cm</p> <p>Note: Fits only for Twin Pump Marker. Length of notch = 0,5 cm</p> <p>Note: Mine uniquement pour Twin Pumpmarker. Longueur de l'encoche 0,5 cm</p>			
<p>for 4 mm and Pump Softliner</p> 	 <p>699.010 2-5 mm Calligraphy</p>	 <p>699.011 4 mm Round High-Flow</p>	 <p>699.012 4 mm Round</p>	 <p>699.032 2 mm Soft Chisel*</p>	 <p>699.031 1 mm Soft Brush*</p>
<p>for 4-8 mm</p> 	 <p>699.041 4-8 mm Chisel High-Flow</p>	 <p>699.042 5 mm Round High-Flow</p>			
<p>for 15 mm</p> 	 <p>699.001 15 mm Broad</p>	 <p>699.003 20 mm Zig-Zag- Style</p>	 <p>699.002 20 mm T-Style</p>	 <p>699.007 15 mm Broad High-Flow</p>	
<p>for 60 mm</p> 	 <p>699.006 60mm Flowmaster™</p>				
<p>for TRANSFORMER™</p> 	 <p>699.020 6-11 mm Round</p>	 <p>699.019 4-11 mm Chisel</p>	 <p>699.015 15 mm Standard</p>	 <p>699.017 30 mm High-Flow</p>	 <p>699.016 50 mm High-Flow</p>
<p>for 412EM, 612EM</p> 	 <p>699.004 30 mm Exchange</p>	 <p>699.005 20 mm Exchange</p>			

* **Hinweis:** Diese Spitze nur mit verdünnter ONE4ALL™ Farbe verwenden. Aktivieren und Pumpen nur in Verbindung mit dem Pump Softliner-Cap (s. Abb. rechts) um die Spitze nicht zu beschädigen.

Note: This tip is only to be used with diluted ONE4ALL™ paint. For activating and pumping always use the Pump Softliner cap (see image right).

Note: Diluer légèrement la peinture ONE4ALL™, pour un meilleur fonctionnement avec les mines souples. Activer la mine avec le couvercle du Pump Softliner (voir image droite) afin de ne pas endommager la mine.

